

What's on the Horizon for Biodiesel

Paul Winters
Director, Public Affairs and Federal Communications

pwinters@biodiesel.org

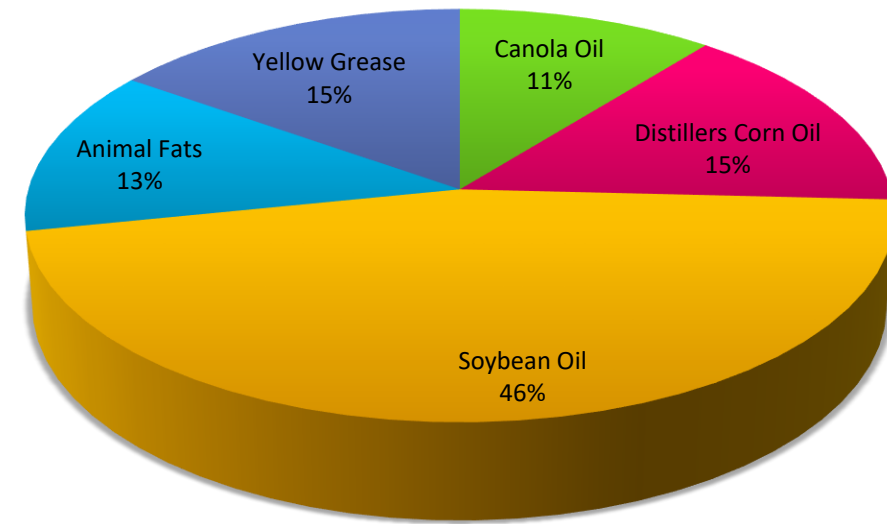
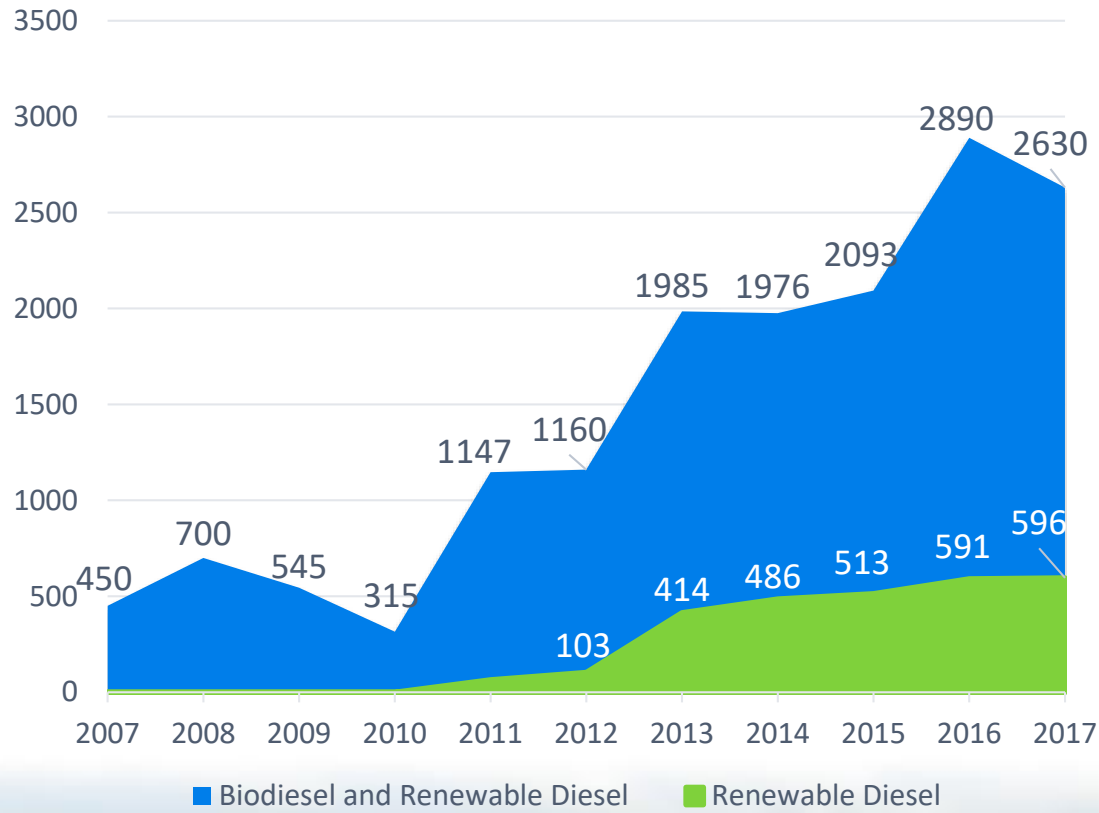
@PaulWinters

Outline

- Current biodiesel production capacity
- Unfair competition
- Expired tax credits
- Future growth in Renewable Fuel Standards

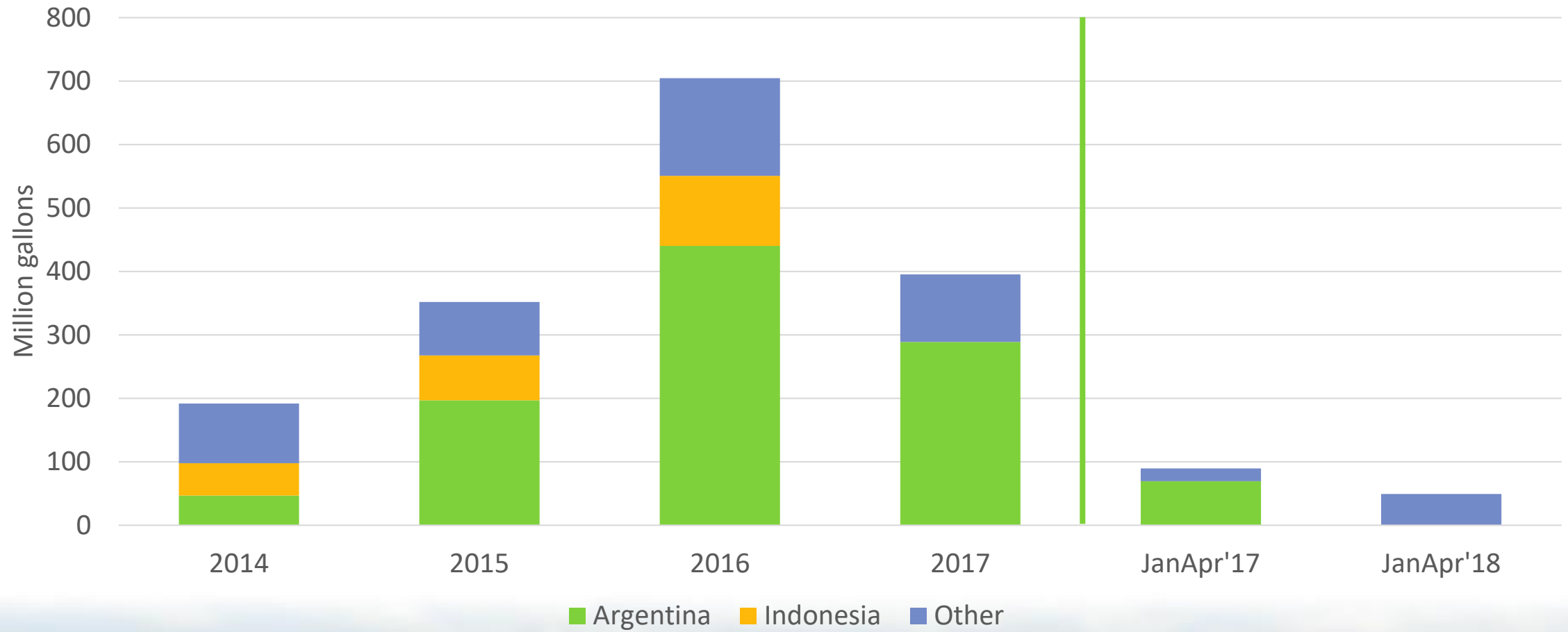
U.S. Biodiesel & Renewable Diesel Market

(millions of gallons)
Source: EPA EMTS*



*Volumes reported under the RFS in the D4, D5, and D6 categories.

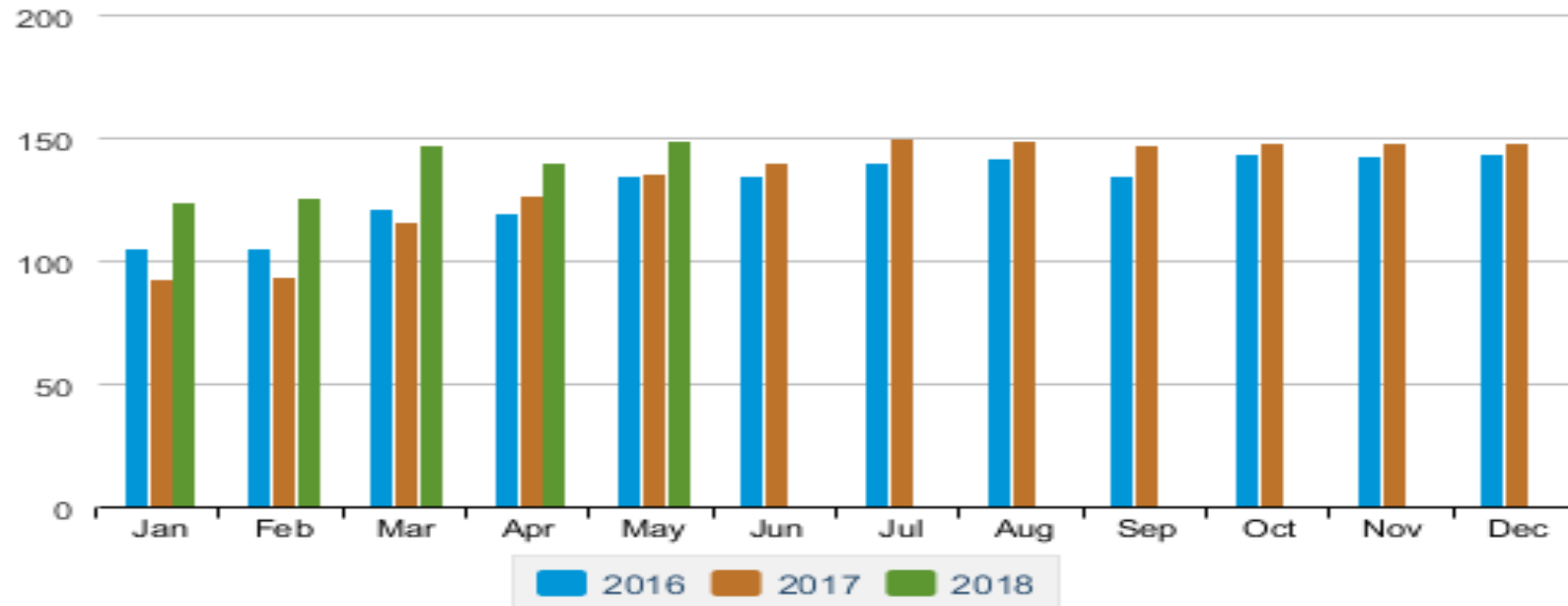
NBB Challenges Unfair Competition



U.S. Biodiesel Producers Respond

U. S. monthly biodiesel production 2016 - 2018


million gallons



U.S. Energy Information Administration, Form EIA-22M Biodiesel Monthly Survey.

Tax Credit: NBB Aligns with Others

- NBB now working in unison with NATSO, NACS, ABFA, PMAA, SIGMA and others.
- Congress should extend the \$1.00 per gallon credit for 2018 and 2019.
- Beyond that, we seek long-term certainty – a permanent incentive at a level that will foster growth in the domestic biodiesel market.



RFS Volumes Must Continue to Grow

EPA's Volumes

	2016	2017	2018	2019	2020
Cellulosic	0.230	0.311	0.288	0.381	
Biomass-based Diesel	1.9	2.0	2.1	2.1	2.43
Overall Advanced	3.61	4.28	4.29	4.88	
Overall Renewable Fuel	18.11	19.28	19.29	19.88	

NBB's Asks

- 2.8 billion gallons for 2020 BBD RVO.
- Solve small refiner hardship exemptions.
 - Small refinery hardship exemptions reduced the 2016 and 2017 RVOs by more than 2.25 billion RINs.
 - NBB estimates reduced demand for biodiesel of 300 million gallons.
- Solve waiver of the 2016 volumes.

What's on the horizon?

- Congressional RFS reform?
- EPA RFS reset
- New market development
- CAFE Standard freeze?